

 **digital**  
 **matters**



# Digital Matters Supporter Pack



Digital Security  
Progress. Protected.

**internet**  
**matters.org**

# Contents

---

- ▶ What is Digital Matters?
- ▶ What you can find on the platform
- ▶ Supporting offline resources & feedback from pilot schools
- ▶ How you can support Digital Matters
- ▶ Resources available to share the platform
- ▶ Contacts

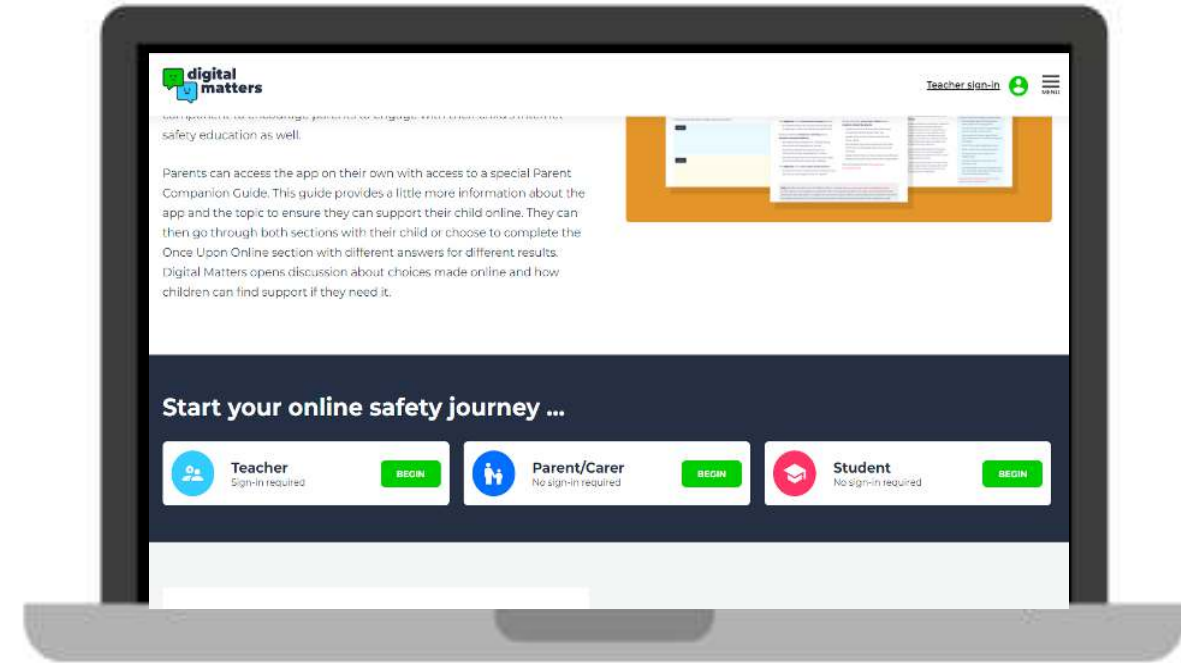
# Digital Matters is a free learning platform

**Digital Matters is a free learning platform** from online safety experts Internet Matters – to support primary schools as they teach the online safety curriculum and media literacy.

To ensure the highest quality **we are working with PSHE Association to fully accredit our lessons**, which have been **developed with** the expertise of **teachers** following the UKCIS Education for a Connected World Framework.

Covering a range of online safety topics from cyberbullying to privacy and security, Digital Matters **provides a well-rounded approach to online safety education for 9–11-year-olds.**

Resources include readymade lesson plans, interactive resources, quizzes and real-life scenarios, plus printable handouts.



Visit us [here](https://www.digitalmatters.org)





# Developed with insight from teachers and parents

We wanted to create a platform that could meet the needs of the new online safety requirements in the curriculum.

Research conducted with teachers and parents revealed:

- A large variety of resources were being used to support teaching, but **no one tool felt comprehensive enough to be used alone.**
- **Teachers often struggled to find resources** that were age-appropriate yet impactful enough for the message to sink in for children.

Using these insights, we created Digital Matters to support teachers in the classroom, parents at home and students in their digital journey.

## Teachers specified the following key features for the platform

- Have **everything in one place** to save teachers' time
- Be **updated regularly** and easily
- **Simulate real life scenarios** and make learning more real for students
- Be **compatible across devices**
- Prompt class discussions
- Strengthen the **link between school and home**

**Parents said** schools were their main source of online safety advice and would be likely to use a school recommended platform with their children.

# There are four modules available at launch

---



**Privacy and Security**



**Online Bullying**



**Managing Online Information**



**Online Relationships**

- Users can choose different subjects and lessons
- Each lesson is split into Interactive Learning and Once Upon Online
- Teachers have access to Lesson Resources with supporting materials, including the lesson plan and its companion guide
- Parents can access their Fast Facts in the same area
- Each lesson goes through the PSHE accreditation process
- New modules will be added over time



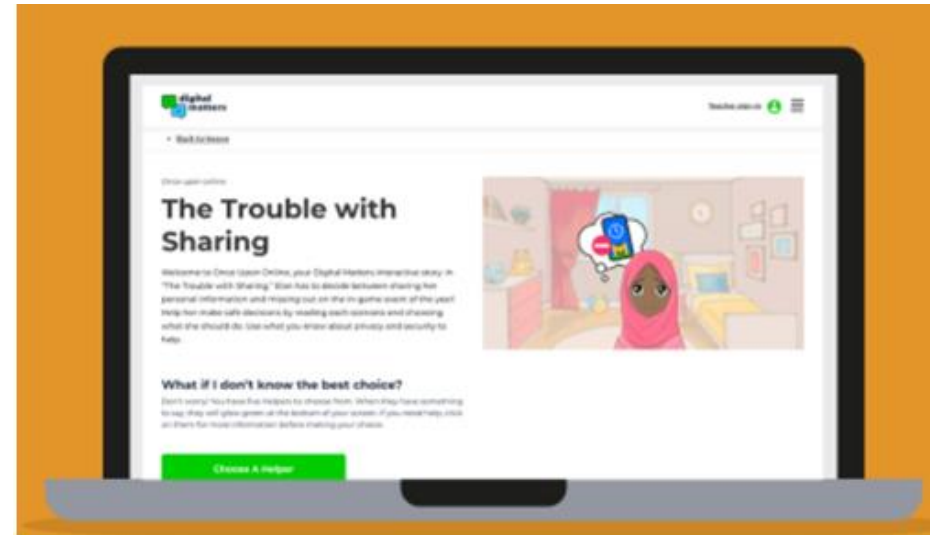
# The platform is divided into two sections: Interactive Learning and Once Upon Online

---



## Interactive Learning

Each lesson has three interactive learning activities to complete alongside the lesson plan.



## Once Upon Online

Each lesson also has a story-based activity where children must read the chapter and decide what the character should do next. Using what they learnt in the first part of the lesson to get the characters to a positive end point.

# Supporting resources for teachers and parents

For each topic we've created a teachers pack that contains:

- lesson plan
- companion guide
- curriculum links
- baseline /summative assessment
- lesson PowerPoint slides
- offline worksheet
- letter to inform parents

*"I found these resources really accessible. It is well resourced and thoroughly planned. Really importantly, this is teaching children how to keep themselves safe online – which is a vital life skill for the next generation."*

Patrick Winn  
Teacher

# Supporting resources for teachers and parents

Here are examples of the offline worksheets

*“Well-planned and resourced. Clear information on coverage of national curriculum and education for a connected world. I liked all the options given to make the lessons more interesting.”*

*Cheryl Brown  
Teacher*



**Internet matters.org** **digital matters**

## Introduction to Cyberbullying

How much do you know about Cyberbullying?  
To start, answer the following questions by filling in the 'I already know' box with things you know about cyberbullying. Then fill in the 'I want to know' box with things you want to know.  
After the lesson, fill in the 'I have learnt' section with new information or more details that you have learnt about cyberbullying. Did you learn what you wanted to know?

1. What kind of behaviour might you notice if bullying occurred online?

I already know...

I want to know...

I have learnt...

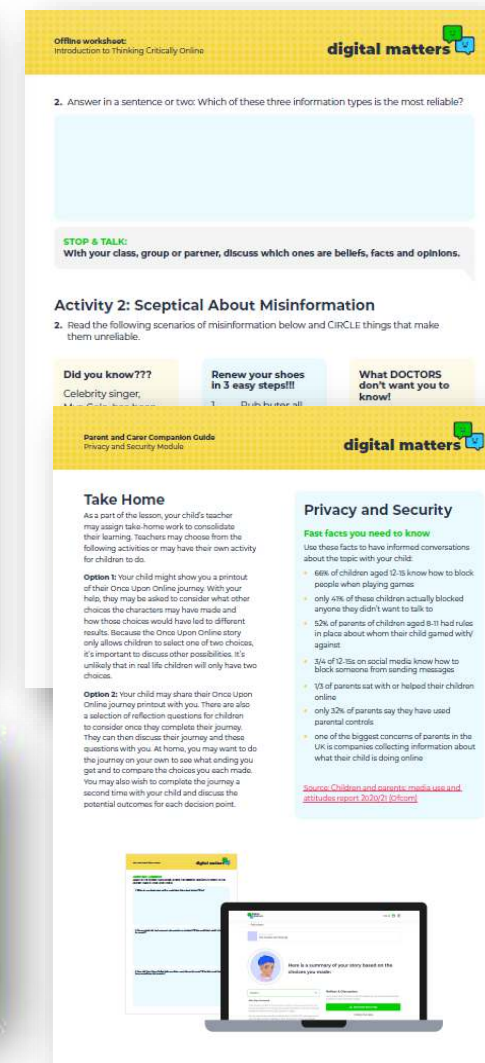


**digital matters**

Write your name on the assessment.  
Read the questions and write your answers in the 'I already know' and 'I want to know' boxes.

### Baseline Knowledge: Online bullying

How much do you know about bullying online?



**digital matters**

Offline worksheet: Introduction to Thinking Critically Online

2. Answer in a sentence or two: Which of these three information types is the most reliable?

**STOP & TALK:**  
With your class, group or partner, discuss which ones are beliefs, facts and opinions.

### Activity 2: Sceptical About Misinformation

2. Read the following scenarios of misinformation below and CirCLE things that make them unreliable.

**Did you know???**  
Celebrity singer, ...  
**Renew your shoes in 3 easy steps!!**  
...  
**What DOCTORS don't want you to know!**

**Parent and Carer Companion Guide**  
Privacy and Security Module

### Take Home

As a part of the lesson, your child's teacher may assign take-home work to consolidate their learning. Teachers may choose from the following activities or may have their own activity for children to do.

**Option 1:** Your child might show you a printout of their Once Upon Online journey. With your help, they may be asked to consider what other choices the characters may have made and how those choices would have led to different results. Because the Once Upon Online story only allows children to select one of two choices, it's important to discuss other possibilities. It's unlikely that in real life children will only have two choices.

**Option 2:** Your child may share their Once Upon Online journey printed with you. There are also a selection of reflection questions for children to consider once they complete their journey. They can then discuss their journey and these questions with you. At home, you may want to do the journey on your own to see what ending you get and to compare the choices you each made. You may also wish to complete the journey a second time with your child and discuss the potential outcomes for each decision point.

### Privacy and Security

**Fast facts you need to know**  
Use these facts to have informed conversations about the topic with your child:

- 68% of children aged 12-16 know how to block people when playing games
- only 4% of these children actually blocked anyone they didn't want to talk to
- 52% of parents of children aged 9-11 had rules in place about whom their child gamed with/ signed in
- 34% of 12-16s on social media know how to block someone from sending messages
- 1/3 of parents sat with or helped their children online
- only 32% of parents say they have used parental controls
- one of the biggest concerns of parents in the UK is companies collecting information about what their child is doing online

Source: Children and parents' media use and attitudes report 2020 (Ofcom)



# Together you can help us make a bigger impact

---



## Why it's important

- The more ways you can help us to showcase the resources, the more opportunities we'll have for teachers to utilise the free and interactive resources with children
- It enables schools to teach online safety in a **digital format via any device** with the added **flexibility to deliver offline**, adapting to the needs of the classroom
- Teachers can also share companion resources with parents to **continue learning at home, supporting a joint approach to online safety education between teacher and parent**



# Here's how you can raise awareness of the platform

---

The aim of this pack is to provide ideas and tools to assist you in promoting the Digital Matters platform with educators.

Here are some ways in which you can help raise awareness:



**Emails/  
Newsletters**



**Social  
Media**



**Signpost on  
your  
website**



**Ideas for  
future  
collaboration  
/activations**



**Connecting  
us with  
relevant  
contacts**

# Resources available to share the platform



Full download link here:

[Social shares and copy](#)



Find us on social media:



Twitter:  
**@IM\_org**



Facebook:  
**InternetMatters**



LinkedIn:  
**Internet-matters-ltd**



YouTube:  
**internetmatters**



# Key Contacts

---

▶ **Charlie Joy** | Senior Marketing Executive  
[Charlie.Joy@InternetMatters.org](mailto:Charlie.Joy@InternetMatters.org) - 07910202509

▶ **Sheena Peckham** | Digital Content Executive  
[Sheena.Peckham@InternetMatters.org](mailto:Sheena.Peckham@InternetMatters.org) - 07548262726

▶ **Kay Martin** | Head of Marketing  
[Kay.Martin@InternetMatters.org](mailto:Kay.Martin@InternetMatters.org) - 07766 493369

▶ **Ghislaine Bombusa** | Head of Digital  
[Ghislaine.Bombsusa@InternetMatters.org](mailto:Ghislaine.Bombsusa@InternetMatters.org) - 07815660152