

Empowering young people with additional learning needs to connect safely online.

# Reward chart





*As your child achieves these skills, stick or colour in a star on each of the stars shown*




## Foundation

Activity	What to get across	Reward
<b>The basics</b> <b>Understanding there are rules about going online safely</b>	<p>Just as when we cross the road, we have to be careful when we go online.</p> <p>There are lots of exciting games, music and things to do, but we need to watch out for a few things. We can learn to sort out problems when things go wrong and where to get help.</p> <p>So we need to decide together what we are going to do.</p> <ul style="list-style-type: none"> <li>• <a href="#">A family agreement</a></li> <li>• <a href="#">Create passwords</a></li> <li>• <a href="#">Set up accounts</a></li> <li>• See <a href="#">Do the basics</a> settings on devices</li> </ul>	<p> I've kept to the family agreement.</p>
		<p> We set up my password and the settings on devices.</p>
		<p> I have a strong password and keep it safe.</p>
<b>Safe searches</b>	<p>Let's look at how we can find out about things we are interested in.</p> <ul style="list-style-type: none"> <li>• Some searches work better than others</li> <li>• We have to decide which search brings us to the right place</li> <li>• Some places are not what we are looking for</li> <li>• If we get lost or see things we do not want, or anything that worries us, we will tell an adult</li> </ul> <p><b>Set up safe child friendly browsers such as Swiggle.</b></p> <p><b>Set up <a href="#">Parental controls</a>. Be aware that not all filters capture everything. Demonstrate some searches about your child's interests. If using Microsoft 10 Set up an account for them, with an appropriate age.</b></p>	<p> I've been searching safely.</p>
		<p> I tell an adult if anything upsets me.</p>

Activity	What to get across	Reward
<p><b>Keep it private</b></p>	<p>Our name and where we live are important things about us</p> <ul style="list-style-type: none"> <li>• We don't share passwords or special numbers parents use</li> <li>• We don't share our phone number online</li> <li>• We take care who knows our birthday</li> <li>• We don't share these online without asking a parent/carer</li> </ul>	<p> I've protected my privacy.</p>
<p><b>I made it! It's me in the photo</b></p>	<p>It's never too early to teach children and young people that their work is theirs and other people should not use it and pretend that it is theirs. They too cannot use other people's photos or work as if it is theirs.</p> <p>Always ask a friend first before posting a photo of them. Always check when you post photos of your child online that they are set to private or family and friends and that the GPS location on the camera is set to off.</p> <p><b><u>What if ...? cards</u></b></p>	<p> I asked a friend first before posting a photo with her in it.</p>
<p><b>Talking to other people</b></p>	<p><b>A positive start – safe activities on social media</b></p> <p>We can chat, skype and message our friends and family far away.</p> <p>Show your child how to send a simple message, a photo or a drawing they made to a close family member or friend. (See the activities described in a positive start.) Remind them we agreed to only send photos to these people.</p> <p>Discuss and explain what 'inappropriate' means and what photos not to share.</p> <p>Discuss online behaviour: We try to be kind to others and not say nasty things.</p> <p>Tell ..... if you are upset by anything anyone does or says.</p> <p>We agree that some behaviour is not OK.</p> <p>We will try to behave kindly to others and be careful about who we talk to.</p> <p>We agree not to cyberbully other people.</p> <p><b>Cyberbullying</b></p> <p>If someone is mean or nasty just put down your phone and walk away. When you feel calmer we can block or restrict this person, keep the evidence and try to remember if this has been going on for some time.</p>	<p> I told an adult about something upsetting I saw.</p> <p> I sent a message to my sick friend.</p> <p> I helped a friend to tell someone when he was cyberbullied.</p>

Activity	What to get across	Reward
<p><b>Playing Games</b></p>	<p>Just as you wouldn't take your young child to an 18+ movie, look for the ratings on games. These PEGI ratings show whether the game is suitable for your child.</p> <p>Agree with your child which games they can play.</p> <p><b>Agree about in-game purchases</b> and spending real money Agree about when games can be played and for how long. It helps to know roughly how long each level takes so that you can give a warning in good time that the time is nearly up and your child can complete a level then stop.</p>	<p> I played my games safely.</p>
	<p>This does not produce the real anger many parents see when they tell their child to stop playing.</p> <p><b>Check settings</b>, do not permit your credit card to be charged without your verification.</p>	<p> I was careful about spending real money in the game.</p>
	<p>Online multi-player games allow players to play with and chat to players from anywhere. They may be adults. These games are not for a child in the foundation stage of learning to be safe online.</p> <p>Another player may offer your child a gift. This creates an obligation to do the something in return. Beware of situations such as these.</p> <p>Download games to play on a tablet in airplane mode.</p> <p><b><u>Advice on games</u></b></p>	<p> I played with people we agreed on.</p>
<p><b>Apps</b></p>	<ul style="list-style-type: none"> <li>• Everyone wants an app their friends are talking about</li> <li>• There may be charges or further downloads needed</li> <li>• Parents have face huge bills after their children unwittingly downloaded apps and in-app purchases</li> <li>• Agree your rules about purchases</li> <li>• Keep your password safe and change it often</li> </ul>	<p> I did not spend extra money in an app.</p>
	<p>Did you know that after you have given your password to the app store your account may remain open immediately afterwards and your children could be buying fur or diamond collars for their online pets?</p>	<p> I used apps we agreed were OK.</p>

**If your child has learned the foundation stage of staying safe and has stuck to the Family Agreement you can move up a level.**



# Intermediate

Activity	What to get across	Reward
<b>Set-up and rules</b>	<p>Your child's device is correctly set up and he or she has not changed the settings.</p> <p>Your child is adhering to the Family Agreement and other instructions you have agreed on together.</p>	 I have managed my settings and have kept to the rules we agreed together.
<b>Safe search</b>	<p>Your child is able to manage their own online life with your support and to search for information safely on their own.</p>	 I can search safely on my own.
<b>Keep it private</b>	<p>Your child is keeping their personal details private and does not share where they live, their location and other information such as passwords or mobile phone number.</p>	 I can keep my personal information private.
<b>Consent and copyright</b>	<p>Your child understands about not using photos of other people without their consent. They also know that you should not use other people's work as if it is your own.</p>	 I understand about consent.
<b>Talking to other people</b>	<p>Your child is managing their social life well and is avoiding risks and getting the most out of social media.</p>	 My social life on social media is fun and I enjoy being connected to my friends. I am following the rules my family agreed.
<b>Games</b>	<p>Your child is playing games suitable for their age and development, with a group of players you know (from school or through the family).</p> <p>Your child does not buy many in game purchases and asks your permission for these.</p>	 I play my games with close friends.
<b>Apps</b>	<p>Your child is able to avoid unwanted in-app purchases and apps that are unsuited to their age and development.</p>	 I can manage the apps I use and don't have problems.

# Advanced



Activity	What to get across	Reward
<b>The basics and the Family Agreement</b>	<p>Your Family Agreement is updated regularly to allow your child more freedoms.</p> <p>You agree on this together.</p> <p>Your child often shows you how to do things on your phone or on social media.</p>	 I have kept to the Family Agreement and my settings, gradually I have been allowed to do more on my own.
<b>Safe Searches</b>	<p>Your child searches safely and competently.</p> <p>Your child is aware and does not search for inappropriate or illegal content.</p> <p>Your child asks for help if a search brings up something upsetting they did not search for.</p>	 I am good at searching the internet and often find what I need for myself.
<b>Keep it private</b>	<p>Your child is able to keep personal information safe and private as you have agreed.</p> <p>Your child knows not to share nude pictures.</p> <p>Your child does not share their location with anyone but you.</p>	 I can keep my personal information private.
<b>Consent</b>	<p>Your child does not post or share other people's photos, information or videos of them without their consent and does not allow photos of themselves to be shared wherever it is in their control.</p>	 I understand about consent and photos or videos.
<b>Talking to other people</b>	<p>Your child uses social media safely and enjoyably.</p>	 I love my social media and I talk to my friends or my family safely.
<b>Games</b>	<p>Your child enjoys multiplayer games safely with an agreed group of players.</p>	 I manage my game playing safely and only play with people we have agreed on.
<b>Apps</b>	<p>Your child uses various apps responsibly and safely.</p>	 I try out new apps, I don't spend money in them without asking my parents.