



Sky Go Safety Controls & settings guide

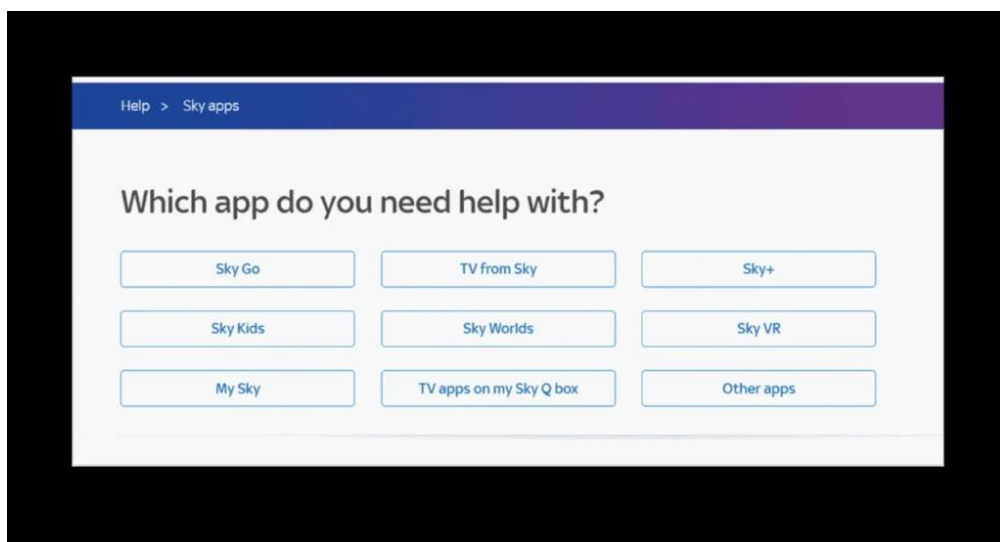
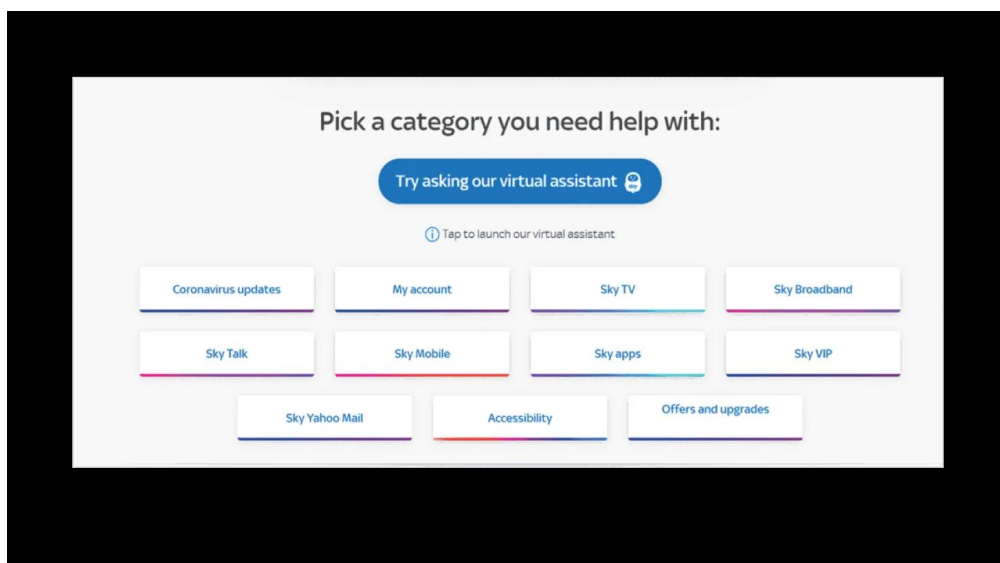
Sky Go and Sky Go Extra allows you to use pin-protected parental controls that are separate to any that apply to your Sky TV subscriptions. Its features include an age rating filter to make sure your children cannot access inappropriate content.

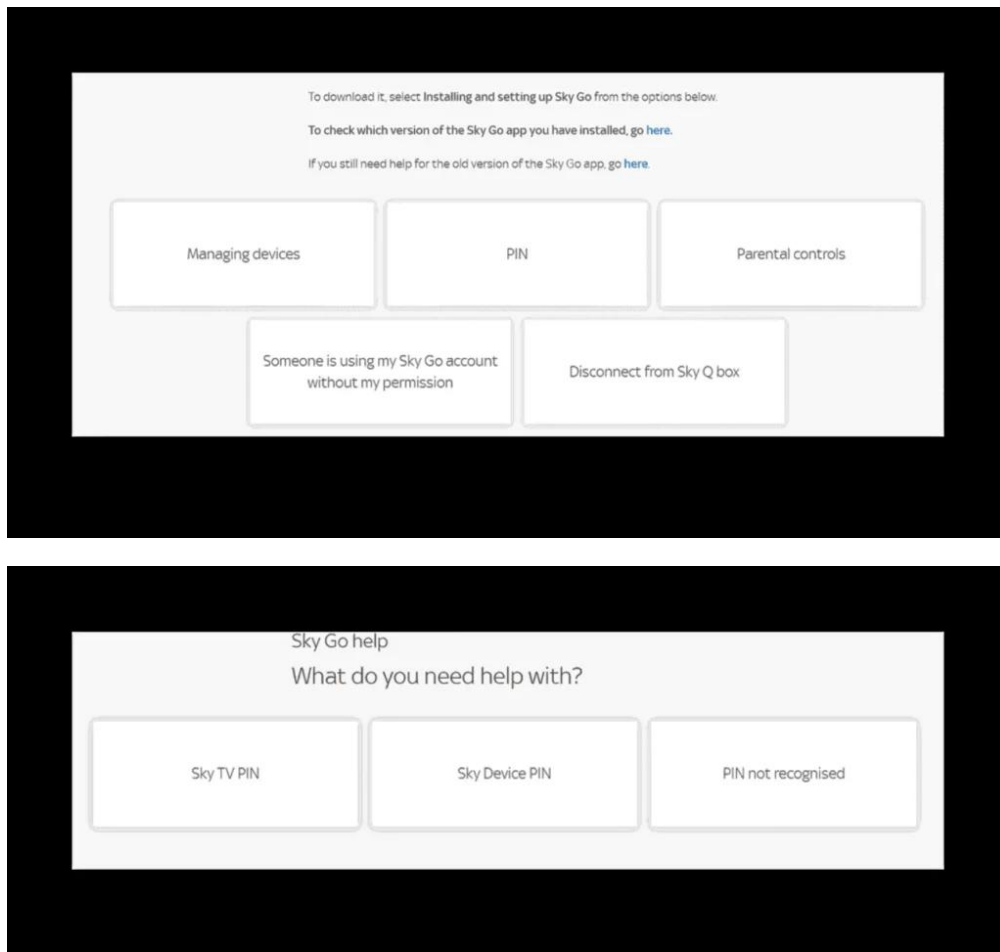
1 How to set a PIN

Step 1 – While on your browser go to go.sky.com and click sign in.

Step 2 – Click **'Sky apps' > 'Sky Go' > 'Managing devices and settings'** then click **'PIN'**.

Step 3 – Choose if you want to set a Sky TV or Sky Device PIN then follow the instructions.





2 Where to set parental controls

Step 1 – While on your browser go to go.sky.com and click sign in, click **'Sky apps'**, click **'Sky Go'**.


Step 2 – Click **'Managing devices and settings'**. Here you can choose a selection of settings. For this step, click **'Parental controls'**.

Step 3 – Select the age rating at which you want to restrict access on Sky Go, then click **'Next step'**.

Step 4 – Then, sign in your account using you SkyiD, or you click **'Next step'** without doing so.

Pick a category you need help with:

Try asking our virtual assistant 

 Tap to launch our virtual assistant

Coronavirus updates

My account

Sky TV

Sky Broadband

Sky Talk

Sky Mobile

Sky apps

Sky VIP

Sky Yahoo Mail

Accessibility

Offers and upgrades

Help > Sky apps

Which app do you need help with?

Sky Go

TV from Sky

Sky+

Sky Kids

Sky Worlds

Sky VR

My Sky

TV apps on my Sky Q box

Other apps

To download it, select [Installing and setting up Sky Go](#) from the options below.

To check which version of the Sky Go app you have installed, go [here](#).

If you still need help for the old version of the Sky Go app, go [here](#).

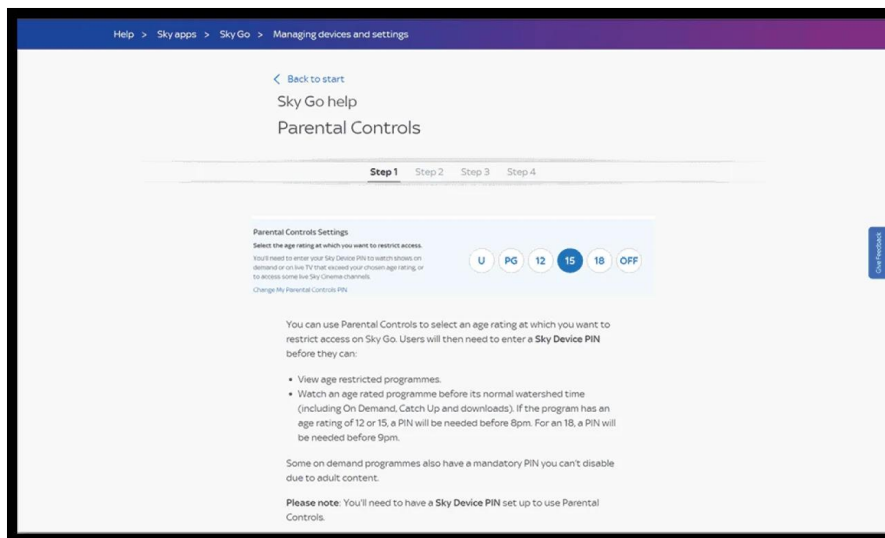
Managing devices

PIN

Parental controls

Someone is using my Sky Go account
without my permission

Disconnect from Sky Q box



3 Where to turn Parental Controls ON:

Choose an age certification at which your PIN will be requested for Sky Go content.

For example, choosing **12** will restrict access to **12**, **15**, and **18** rated programmes.

To turn parental controls off:

Set your access level to **OFF**.

Please note: This will only affect Sky Go, any Parental Controls on your Sky box won't be changed.

