

The logo for internet matters.org, featuring the text "internet matters.org" in white lowercase letters on a solid green rectangular background.

5 App Safety Guide

Controls & settings guide

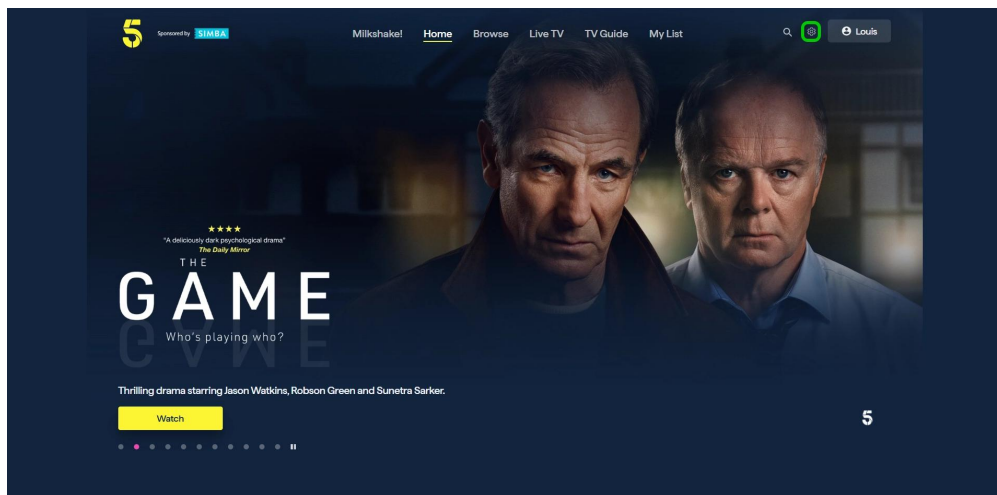
Channel 5 content can be streamed via the 5 app or website on a range of devices. Through the platform, you can set up a PIN to block access to content that requires Guidance (G-rated).

1 How to set content filters

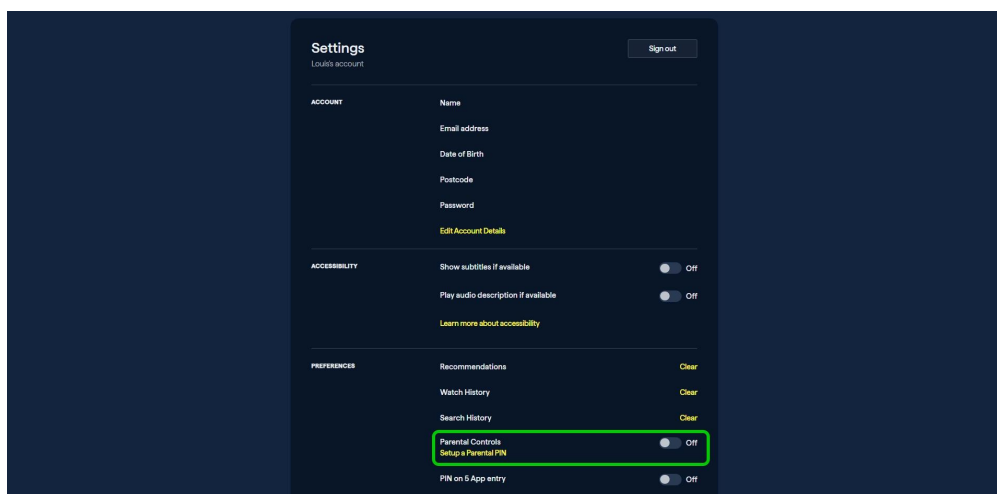
5 lets users set accounts up to only allow family friendly content. G-rated films and other content means parental guidance is needed.

To set up content filters:

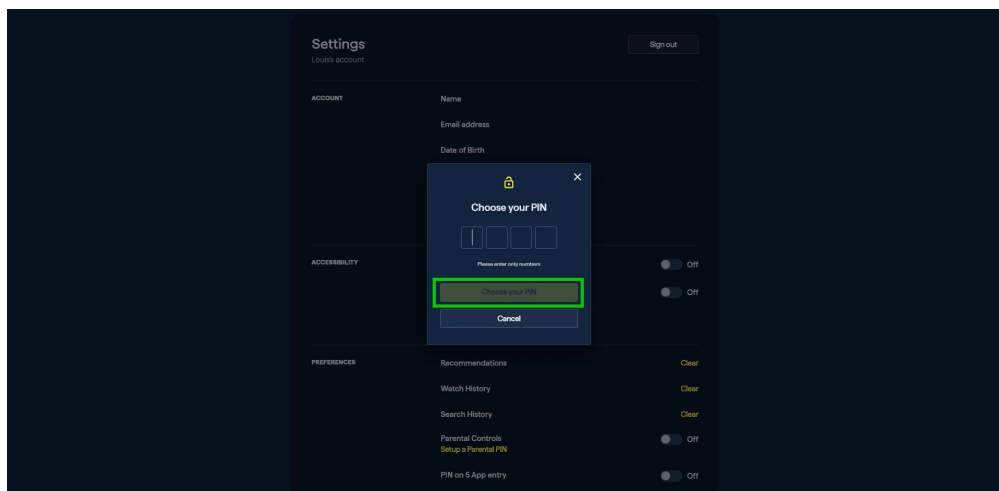
Step 1 – While signed in to your 5 account, click the **gear icon** in the top right of the home screen.



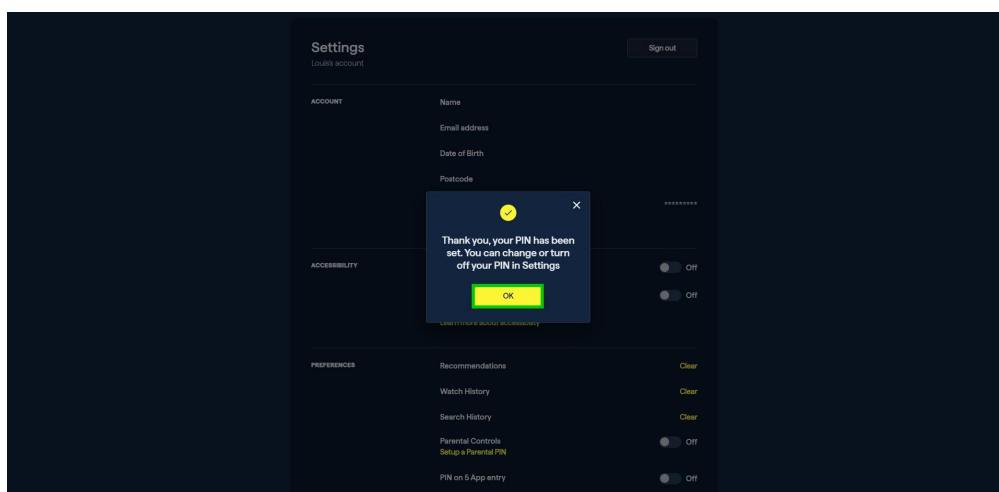
Step 2 – In Settings, scroll down to the **Parental Controls** option and turn the toggle **on**.



Step 3 – When the pop-up appears, type in the **PIN** you would like to use, then type it in again to confirm and click **Choose your PIN**.



Step 4 – You will now be notified that the PIN has been set up. Click **OK** to proceed.



Whenever your child tries to access G-rated films or shows that might include explicit content, they will receive a message saying they must enter the PIN. As such, make sure it is a PIN only you know.

